

WORX

Battery Pack

SAFETY WARNINGS FOR BATTERY PACK








WARNING: Read all safety warnings and all instructions. Failure to follow the warnings and instructions may result in electric shock, fire and/or serious injury.

Save all warnings and instructions for future reference. Use battery pack for WORX cordless products only. Refer to the marking label and instruction manual provided with product.

- a) **Do not dismantle, open or shred cells or battery pack.**
- b) **Do not short-circuit a battery pack. Do not store battery packs haphazardly in a box or drawer where they may short-circuit each other or be short-circuited by conductive materials.** When battery pack is not in use, keep it away from other metal objects, like paper clips, coins, keys, nails, screws or other small metal objects, that can make a connection from one terminal to another. Shorting the battery terminals together may cause burns or a fire.
- c) **Do not expose battery pack to heat or fire. Avoid storage in direct sunlight.**
- d) **Do not subject battery pack to mechanical shock.**
- e) **In the event of battery leaking, do not allow the liquid to come into contact with the skin or eyes. If contact has been made, wash the affected area with copious amounts of water and seek medical advice.**
- f) **Seek medical advice immediately if a cell or battery pack has been swallowed.**

- g) **Keep battery pack clean and dry.**
- h) **Wipe the battery pack terminals with a clean dry cloth if they become dirty.**
- i) **Battery pack needs to be charged before use. Always refer to this instruction and use the correct charging procedure.**
- j) **Do not maintain battery pack on charge when not in use.**
- k) **After extended periods of storage, it may be necessary to charge and discharge the battery pack several times to obtain maximum performance.**
- l) **Battery pack gives its best performance when it is operated at normal room temperature ($20^{\circ}\text{C} \pm 5^{\circ}\text{C}$).**
- m) **When disposing of battery packs, keep battery packs of different electrochemical systems separate from each other.**
- 4** n) **Recharge only with the charger specified by WORX. Do not use any charger other than that specifically provided for use with the equipment.** A charger that is suitable for one type of battery pack may create a risk of fire when used with another battery pack.
- o) **Do not use any battery pack which is not designed for use with the equipment.**
- p) **Keep battery pack out of the reach of children.**
- q) **Retain the original product literature for future reference.**
- r) **Remove the battery from the equipment when not in use.**
- s) **Dispose of properly.**

SYMBOL

	Do not expose to rain or water
	Do not burn
 Li-Ion 	Li-Ion battery. Do not dispose of batteries, Return exhausted batteries to your local collection or recycling point.
 N5112	RCM marking

OPERATION INSTRUCTIONS

Recommendations for optimal handling of the battery

NOTE:

1. Your battery pack is UNCHARGED. To ensure full capacity of the battery, completely charge the battery in the battery charger before using your power tool for the first time.
2. A battery pack will slowly lose its charge when kept out of the charger or left in an unplugged charger for a long time. It may need to be recharged before use.

6 The Li-Ion battery is protected against deep discharging. When the battery is empty, the machine is switched off by means of a protective circuit: The tool no longer rotates. In a warm environment or after heavy use, the battery pack may become too hot to permit charging. Allow time for the battery to cool down before recharging. The Li-Ion battery can be charged at any time without reducing its service life. Interrupting the charging procedure does not damage the battery.

How to charge the battery

Refer to the instruction manual provided with product or charger.



WARNING: Do not continue to press the On/Off Switch after the machine has been automatically switched off. The battery could be over-discharged.

Store the battery only within a temperature range between 0°C and 45°C. As an example, do not leave the battery in the car in summer time.

A significantly reduced working period after charging indicates that the battery is used and must be replaced.

TRANSPORT

The contained Li-Ion batteries are subject to the dangerous goods legislation requirements.

Dispatch batteries only when the battery housing is undamaged. Pack up the batteries in such a manner that cannot move around in the packaging.

MAINTENANCE AND SERVICE

Occasionally clean the venting slots of the battery using a soft, clean and dry brush.

When the battery is no longer operative, please refer to an authorized after-sales service agent for WORX power tools.

WORX

www.worx.com

Copyright © 2018, Positec. All Rights Reserved.
AR01326901